
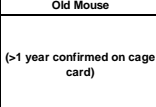











# Common Health Concerns of Laboratory Mice and Rats

Clinical Problem	MILD	MODERATE	SEVERE	Email Template/Instructions
<b>Abdominal Distension</b>  Moderate	NA	<b>CLINICAL SIGNS</b> Abdomen larger than normal in non-obese/non-pregnant animal. Underside is taut w/ruffled fur.  <b>WHAT TO DO:</b> Monitor 3x a week first week, then monitor at cage change	<b>CLINICAL SIGNS</b> Abdomen is larger than normal with impaired movement and/or poor body condition  <b>WHAT TO DO:</b> Euthanasia required between 1:00pm - 3:00pm next day	<b>"Abdominal Distension"</b>  moderate: initiate immediately severe: response required by 1:00pm next day* *CCM will euthanize between 1:00-3:00pm
<b>Ataxia</b>  No Picture Available	<b>CLINICAL SIGNS</b> Unsteady gait/wobbly  <b>WHAT TO DO:</b> Monitor at 24 hours, then, at a minimum, at cage change	<b>CLINICAL SIGNS</b> Staggering side to side or showing preference for one side.  <b>WHAT TO DO:</b> Monitor at 24 hours, then, at a minimum, at cage change	<b>CLINICAL SIGNS</b> Unable to right and/or keeps falling over and/or rolling. Unable to eat or drink  <b>WHAT TO DO:</b> Euthanasia required between 1:00pm - 3:00pm next day	<b>"Ataxia"</b>  mild: initiate immediately moderate: initiate immediately severe: response required by 1:00pm next day* *CCM will euthanize between 1:00-3:00pm
<b>Conjunctivitis/blepharitis</b>  Mild	<b>CLINICAL SIGNS</b> Redness/swelling of the eyelids (no discharge)  <b>WHAT TO DO:</b> Monitor and apply triple antibiotic eye ointment 3X/wk for 2 weeks	<b>CLINICAL SIGNS</b> Redness/swelling of the eyelids + mild discharge  <b>WHAT TO DO:</b> Monitor and apply triple antibiotic eye ointment 3X/wk for 2 weeks	<b>CLINICAL SIGNS</b> Significant redness/swelling + significant discharge and/or lesions  <b>WHAT TO DO:</b> Euthanasia required between 1:00pm - 3:00pm next day	<b>"Conjunctivitis/Blepharitis"</b>  mild: 24 hour response required moderate: 24 hour response required severe: response required by 1:00pm next day* *CCM will euthanize between 1:00-3:00pm
<b>Diarrhea</b>  Severe	<b>CLINICAL SIGNS</b> Soft feces in cage. Wet or matted feces around rectum.  <b>WHAT TO DO:</b> Provide water gel. If on special H2O/diet, check w/ PI first. Monitor 3X/wk for first wk, then weekly	N/A	<b>CLINICAL SIGNS</b> Wet feces around tail & in cage; sunken eyes; hunched; PBC.  <b>WHAT TO DO:</b> Give gel unless on special H2O/diet Euthanasia required between 1:00pm - 3:00pm next day	<b>"Diarrhea"</b>  mild: initiate immediately severe: response required by 1:00pm next day* *CCM will euthanize between 1:00-3:00pm
<b>Dystocia/Uterine Prolapse</b> 	N/A	N/A	<b>CLINICAL SIGNS</b> Pups visibly stuck in birth canal; uterus exposed; pregnant female lethargic; hunched; distended abdomen; labored breathing  <b>WHAT TO DO:</b> Euthanasia required within 4 hrs or 3pm SAME day, whichever is first.	<b>"Dystocia"</b>  severe: response required by 4 hour max or 3:00pm SAME day* *CCM will euthanize at 4th hour or 3pm, whichever comes first.
<b>Eye Lesion</b>  Mild	<b>CLINICAL SIGNS</b> Small or missing eye; white spot in eye, but surface is smooth and no discharge.  <b>WHAT TO DO:</b> Not a health concern, no orange card or monitoring required	<b>CLINICAL SIGNS</b> Eye is slightly enlarged or protruding. Lesion with irregular surface of eye or discharge.  <b>WHAT TO DO:</b> Monitor and apply triple antibiotic eye ointment 3X/wk for 2 weeks	<b>CLINICAL SIGNS</b> Eyeball is enlarged or protruding; socket is swollen  <b>WHAT TO DO:</b> Euthanasia required between 1:00pm - 3:00pm next day	<b>"Eye Lesion"</b>  mild: no action necessary moderate: 24 hour response required severe: response required by 1:00pm next day* *CCM will euthanize between 1:00-3:00pm
<b>Fighting/wounds</b>  Moderate	<b>CLINICAL SIGNS</b> Mice observed fighting; small wounds on back, tail, forelimbs; wounds look dry in appearance  <b>WHAT TO DO:</b> Check for genital trauma. Monitor at 24 hours, then, at minimum every 2 weeks; provide an igloo	<b>CLINICAL SIGNS</b> Mice observed fighting; open lesion or fresh blood; scabs visible  <b>WHAT TO DO:</b> Separate out aggressor, check for genital trauma. Monitor and apply triple antibiotic ointment 3X/wk for 2wks	<b>CLINICAL SIGNS</b> Poor body condition; infected areas; large lesions; paralysis; blood visible in cage; genital trauma  <b>WHAT TO DO:</b> Separate out aggressor Euthanasia required between 1:00pm - 3:00pm next day	<b>"Fight Wounds"</b>  mild: initiate immediately moderate: 24 hour response required severe: response required by 1:00pm next day* *CCM will euthanize between 1:00-3:00pm
<b>Head Tilt</b>  Mild	<b>CLINICAL SIGNS</b> Visible head tilt, good body condition  <b>WHAT TO DO:</b> Monitor, at a minimum, at cage change.	<b>CLINICAL SIGNS</b> Visible head tilt, mild poor body condition  <b>WHAT TO DO:</b> Euthanasia required between 1:00pm - 3:00pm next day.	<b>CLINICAL SIGNS</b> Visible head tilt, moderate poor body condition; ataxia  <b>WHAT TO DO:</b> Euthanasia required between 1:00pm - 3:00pm next day.	<b>"Head Tilt"</b>  mild: initiate immediately moderate and severe: response required by 1:00pm next day* *CCM will euthanize between 1:00-3:00pm
<b>Hydrocephalus</b>  Severe	<b>CLINICAL SIGNS</b> Slightly domed head; (no change in activity or body condition)  <b>WHAT TO DO:</b> Monitor, at a minimum, at cage change	<b>CLINICAL SIGNS</b> Slightly domed head, decreased activity and hunched posture  <b>WHAT TO DO:</b> Monitor, at a minimum, at cage change	<b>CLINICAL SIGNS</b> Domed head; hunched posture; runted; thin  <b>WHAT TO DO:</b> Euthanasia required between 1:00pm - 3:00pm next day	<b>"Hydrocephalus"</b>  mild: initiate immediately moderate: initiate immediately severe: response required by 1:00pm next day* *CCM will euthanize between 1:00-3:00pm
<b>Limb Injury/Lameness</b>  Moderate	<b>CLINICAL SIGNS</b> Partial-weight bearing, no open wounds on limbs  <b>WHAT TO DO:</b> Monitor at 24 hours, then, if not resolved, monitor at a minimum, weekly	<b>CLINICAL SIGNS</b> Non-weight bearing; abnormal position of limb; small open wounds; foot slightly swollen  <b>WHAT TO DO:</b> Monitor at 24 hours. Send "vet to look at" e-mail if no improvement.	<b>CLINICAL SIGNS</b> Non-weight bearing; abnormal position of limb; open wound/ exposed bone; foot/limb swollen and red or purple in color  <b>WHAT TO DO:</b> Euthanasia required within 4 hrs or 3:00 SAME day, whichever is first	<b>"Limb Injury"</b>  mild: initiate immediately moderate: initiate immediately severe: response required by 4 hour max or 3:00pm SAME day* *CCM will euthanize at 4th hour or 3pm, whichever comes first.
<b>Malocclusion</b>  Mild	<b>CLINICAL SIGNS</b> Teeth overgrown. Normal body condition. Eating normally.  <b>WHAT TO DO:</b> Recommend euthanasia; Trim teeth. Check and trim teeth w/ky. Offer soft food for first 3 days after 1st trimming. If on special H2O or diet, check with PI before giving soft food.	<b>CLINICAL SIGNS</b> Teeth overgrown, impairing ability to eat. Mouth wounds.  <b>WHAT TO DO:</b> Recommend euthanasia; Trim teeth. Check and trim teeth w/ky. Offer soft food for first 3 days after 1st trimming. If on special H2O or diet, check with PI before giving soft food.	<b>CLINICAL SIGNS</b> Teeth overgrown, impairing ability to eat. Swollen mouth. Moderate PBC.  <b>WHAT TO DO:</b> Give soft food, unless on special H2O/diet. Euthanasia required between 1:00pm - 3:00pm next day	<b>"Malocclusion"</b>  mild: initiate immediately moderate: initiate immediately severe: response required by 1:00pm next day* *CCM will euthanize between 1:00-3:00pm

\*\*\*All active health cases require veterinary staff re-evaluation after 2 weeks\*\*\*

Clinical Problem	MILD	MODERATE	SEVERE	Email Template/Instructions
 <p><b>Severe</b></p>	<p><b>CLINICAL SIGNS</b></p> <p>Mass is small, 5mm or less; (no ulceration or mobility impairment)</p> <p>5mm= -----</p> <p><b>WHAT TO DO:</b></p> <p>Monitor, at a minimum, once a week</p>	<p><b>CLINICAL SIGNS</b></p> <p>Mass is larger, 5-20mm; ** slight mobility impairment; (no ulceration)</p> <p>20mm= -----</p> <p><b>WHAT TO DO:</b></p> <p>Monitor, at a minimum, once a week</p>	<p><b>CLINICAL SIGNS</b></p> <p>Mass &gt; 20mm**; mobility impaired. Any ulcerated mass</p> <p>**for rats, &gt; 40 mm= severe; euth. required; if 20-40mm in rat w/o ulceration, treat as mod.</p> <p><b>WHAT TO DO:</b></p> <p>Euthanasia required between 1:00pm - 3:00pm next day</p>	<p><b>"Mass" or "Ulcerated Mass"</b></p> <p>mild: initiate immediately moderate: initiate immediately severe: response required by 1:00pm next day*</p> <p>*CCM will euthanize between 1:00-3:00pm</p>
 <p><b>Old Mouse</b> (&gt;1 year confirmed on cage card)</p>	<p><b>CLINICAL SIGNS</b></p> <p>Slightly ruffled fur.</p> <p><b>WHAT TO DO:</b></p> <p>Not a health concern, no orange card or monitoring required.</p>	<p><b>CLINICAL SIGNS</b></p> <p>Slightly ruffled fur, less active.</p> <p><b>WHAT TO DO:</b></p> <p>Monitor, at a minimum, once a week</p>	<p><b>CLINICAL SIGNS</b></p> <p>Ruffled fur, inactive, dehydrated.</p> <p><b>WHAT TO DO:</b></p> <p>Euthanasia required between 1:00pm - 3:00pm next day</p>	<p><b>"Old Mouse"</b></p> <p>mild: no action necessary moderate: initiate immediately severe: response required by 1:00pm next day*</p> <p>*CCM will euthanize between 1:00-3:00pm</p>
 <p><b>Moderate</b></p>	<p><b>CLINICAL SIGNS</b></p> <p>Red; swollen. Tips of ear scabbed.</p> <p><b>WHAT TO DO:</b></p> <p>Monitor weekly and treat with Benadryl in water (2.7ml/450ml)</p>	<p><b>CLINICAL SIGNS</b></p> <p>Swollen; scabbed; ≥50% pinna affected.</p> <p><b>WHAT TO DO:</b></p> <p>Send e-mail, note if ear tag present. Monitor and treat w/ Benadryl in water (2.7ml/450ml) + topical triple antibiotic ointment 3X/week for 2 wks</p>	<p><b>CLINICAL SIGNS</b></p> <p>Swollen; inflamed; ulcerated; bloody discharge</p> <p><b>WHAT TO DO:</b></p> <p>Euthanasia required between 1:00pm - 3:00pm next day</p>	<p><b>"Otitis"</b></p> <p>mild: 24 hour response required moderate: 24 hour response required severe: response required by 1:00pm next day*</p> <p>*CCM will euthanize between 1:00-3:00pm</p>
 <p><b>Moderate</b></p>	<p><b>CLINICAL SIGNS</b></p> <p>Difficulty walking, (able to reach food/water)</p> <p><b>WHAT TO DO:</b></p> <p>Monitor at 24 hours, then, at a minimum, weekly</p>	<p><b>CLINICAL SIGNS</b></p> <p>Difficulty walking; hind end uncontrolled; (able to reach food/water)</p> <p><b>WHAT TO DO:</b></p> <p>Monitor at 24 hours, then, at a minimum, 3X/week</p>	<p><b>CLINICAL SIGNS</b></p> <p>Inability to move; unable to reach food and water; poor body condition</p> <p><b>WHAT TO DO:</b></p> <p>Euthanasia required within 4 hours or 3:00pm SAME day, whichever first</p>	<p><b>"Paralysis"</b></p> <p>mild: initiate immediately moderate: initiate immediately severe: response required by 4 hour max or 3:00pm SAME day*</p> <p>*CCM will euthanize at 4th hour or 3pm, whichever comes first.</p>
 <p><b>Moderate</b></p>	<p><b>CLINICAL SIGNS</b></p> <p>Penis is exposed but tissue is moist and not discolored</p> <p><b>WHAT TO DO:</b></p> <p>Monitor 3x a week first week, then monitor at cage change</p>	<p><b>CLINICAL SIGNS</b></p> <p>Penis is exposed, tissue is red or swollen</p> <p><b>WHAT TO DO:</b></p> <p>Euthanasia required between 1:00pm - 3:00pm next day</p>	<p><b>CLINICAL SIGNS</b></p> <p>Penis is exposed, tissue is dry and necrotic</p> <p><b>WHAT TO DO:</b></p> <p>Euthanasia required between 1:00pm - 3:00pm next day</p>	<p><b>"Penile Prolapse"</b></p> <p>mild: initiate immediately moderate and severe: response required by 1:00pm next day*</p> <p>*CCM will euthanize between 1:00-3:00pm</p>
 <p><b>Moderate</b></p>	<p><b>CLINICAL SIGNS</b></p> <p>Slightly hunched posture; ruffled fur. Normal activity.</p> <p><b>WHAT TO DO:</b></p> <p>Check teeth and water supply. Monitor and provide water gel &amp; soft food daily until resolved. If on special H2O/diet, check with PI 1st.</p>	<p><b>CLINICAL SIGNS</b></p> <p>Thin; hunched posture; ruffled fur; dehydrated; slower activity.</p> <p><b>WHAT TO DO:</b></p> <p>Check teeth and water supply. Provide water gel and soft food unless on special H2O/diet. Euthanasia required between 1:00 pm - 3:00pm next day if no improvement.</p>	<p><b>CLINICAL SIGNS</b></p> <p>Emaciated; hunched posture; labored breathing; not moving upon touch.</p> <p><b>WHAT TO DO:</b></p> <p>Check teeth and water. Provide water gel and soft food unless on special H2O/diet. Euthanasia required within 4 hours or 3:00pm SAME day, whichever comes first</p>	<p><b>"Poor Body Condition"</b></p> <p>mild: initiate immediately moderate: response required by 1:00pm next day*</p> <p>severe: response required by 4 hour max or 3:00pm SAME day</p> <p>*CCM will euthanize at 4th hour or 3pm, whichever comes first.</p>
 <p><b>Moderate</b></p>	<p><b>CLINICAL SIGNS</b></p> <p>Small amount of red porphyrin around eye and/or muzzle</p> <p><b>WHAT TO DO:</b></p> <p>Monitor weekly</p>	<p><b>CLINICAL SIGNS</b></p> <p>Moderate amount of red porphyrin around eye, muzzle &amp; possibly front paws</p> <p><b>WHAT TO DO:</b></p> <p>Monitor in 24hrs, then weekly at minimum.</p>	<p><b>CLINICAL SIGNS</b></p> <p>Porphyrin is thick around the eyes, muzzle and possibly rest of body.</p> <p><b>WHAT TO DO:</b></p> <p>Send "vet to look at" e-mail</p>	<p><b>"Porphyrin Staining" (ONLY IN RATS)</b></p> <p>mild: initiate immediately moderate: initiate immediately severe: send "vet to look at" (48 hrs) e-mail</p>
	<p><b>CLINICAL SIGNS</b></p> <p>Rectum is swollen</p> <p><b>WHAT TO DO:</b></p> <p>Monitor, at a minimum, once a week</p>	<p><b>CLINICAL SIGNS</b></p> <p>Rectum is swollen and red; mild poor body condition</p> <p><b>WHAT TO DO:</b></p> <p>Euthanasia required between 1:00pm - 3:00pm next day</p>	<p><b>CLINICAL SIGNS</b></p> <p>Rectum is swollen, tissue is dry and necrotic</p> <p><b>WHAT TO DO:</b></p> <p>Euthanasia required between 1:00pm - 3:00pm next day</p>	<p><b>"Rectal Prolapse"</b></p> <p>mild: initiate immediately moderate and severe: response required by 1:00pm next day*</p> <p>*CCM will euthanize between 1:00-3:00pm</p>
 <p>No Picture Available</p>	<p><b>CLINICAL SIGNS</b></p> <p>Less than 15 seconds</p> <p><b>WHAT TO DO:</b></p> <p>Not a health concern, no orange card or monitoring required</p>	<p><b>CLINICAL SIGNS</b></p> <p>15 seconds or more</p> <p><b>WHAT TO DO:</b></p> <p>Monitor at cage change</p>	<p><b>CLINICAL SIGNS</b></p> <p>N/A</p>	<p><b>"Seizure"</b></p> <p>mild: no action necessary moderate: initiate immediately</p>
 <p><b>Mild</b> <b>Mild</b></p>	<p><b>CLINICAL SIGNS</b></p> <p>Small, dry, pink lesions; 25% of tail affected / necrotic</p> <p><b>WHAT TO DO:</b></p> <p>Monitor at 24 hours, then, at a minimum, every 2 weeks Report to Facility Manager</p>	<p><b>CLINICAL SIGNS</b></p> <p>Lesions are swollen; inflamed; moist; 25-50% of tail affected / necrotic</p> <p><b>WHAT TO DO:</b></p> <p>Monitor 3X/wk for 2 weeks, Report to Facility Manager</p>	<p><b>CLINICAL SIGNS</b></p> <p>Lesions are red/purple; oozing; inflamed; &gt;50% of tail affected / necrotic</p> <p><b>WHAT TO DO:</b></p> <p>Monitor 3x/wk for 2 wks and treat with Tylenol in H2O (14ml/450ml) Report to Facility Manager</p>	<p><b>"Tail Lesions"</b></p> <p>mild: initiate immediately moderate: initiate immediately severe: 24 hour response required</p>
 <p><b>Severe</b></p>	<p><b>CLINICAL SIGNS</b></p> <p>Dry lesion 5-10mm; minor scratching noted.</p> <p>5mm= ----- 10mm= -----</p> <p><b>WHAT TO DO:</b></p> <p>Monitor weekly and treat with Benadryl in water (2.7ml/450ml) for two weeks. CHECK FOR FUR MITES DOCUMENT + OR - ON HEALTH CARD</p>	<p><b>CLINICAL SIGNS</b></p> <p>Moist lesions; scratching noted. Any lesion over 10mm (dry or moist).</p> <p>10mm= -----</p> <p><b>WHAT TO DO:</b></p> <p>Monitor and treat with Benadryl in water (2.7ml/450ml) + topical triple antibiotic ointment 3X/week for 2 wks CHECK FOR FUR MITES DOCUMENT + OR - ON HEALTH CARD</p>	<p><b>CLINICAL SIGNS</b></p> <p>Moist lesions; itching; scar tissue and/or strictures restricting body movement; Any lesion over 30mm=</p> <p><b>WHAT TO DO:</b></p> <p>Euthanasia required between 1:00pm - 3:00pm next day CHECK FOR FUR MITES DOCUMENT + OR - ON HEALTH CARD</p>	<p><b>"Ulcerative Dermatitis"</b></p> <p>mild: 24 hour response required moderate: 24 hour response required severe: response required by 1:00pm next day*</p> <p>*CCM will euthanize between 1:00-3:00pm</p>
	<p><b>CLINICAL SIGNS</b></p> <p>Vaginal area is bulging, (tissue is moist and pink)</p> <p><b>WHAT TO DO:</b></p> <p>Monitor daily</p>	<p><b>CLINICAL SIGNS</b></p> <p>N/A</p>	<p><b>CLINICAL SIGNS</b></p> <p>Vaginal area is protruding and tissue is dark; poor body condition</p> <p><b>WHAT TO DO:</b></p> <p>Euthanasia required between 1:00pm - 3:00pm next day</p>	<p><b>"Vaginal Prolapse"</b></p> <p>mild: initiate immediately severe: response required by 1:00pm next day*</p> <p>*CCM will euthanize between 1:00-3:00pm</p>

\*\*\*All active health cases require veterinary staff re-evaluation after 2 weeks\*\*\*

REMINDER: TREATMENTS AND CAGE CHANGES SHOULD NOT BE DONE ON A CAGE WITH A NEW LITTER FOR 4 DAYS FROM DATE OF BIRTH (DOB). OBSERVE ANIMALS ONLY DURING THIS TIME. IF YOU HAVE A CONCERN, NOTIFY FACILITY MANAGER and/or VET SERVICES.